

Accents & Millwork

3-640 | Standard LED

Vela

Tucked into soffits or niches, The Vela fixture extends the reflector finish down onto the flange, to frame the luminous aperture. This elegant mini adds a touch of visual interest to downlighting task areas or highlighting objet d'art.

FEATURES

- Utilizes low watt LED
- Damp location listed
- Ø 2.5" [64mm] Aperture
- Machined aluminum
- Powder coated and plated trim ring finishes
- Trim clips designed for 5/8" ceiling thickness
- Powered by a remote 350mA constant current driver (sold separately)

PERFORMANCE SUMMARY

L70 Estimate (h)	50,000
Driver Type	Remote (350mA)
Series	—
Color Rendering (CRI)	80
Source Lumens	400
LED Wattage	5

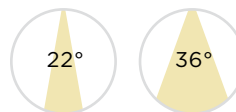
FLANGE FINISHES

- White
- Chrome Plated
- Black
- Matte Silver
- Bronze
- Matte Nickel

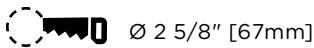
COLOR TEMPERATURES

- 2700K
- 3000K
- 4000K

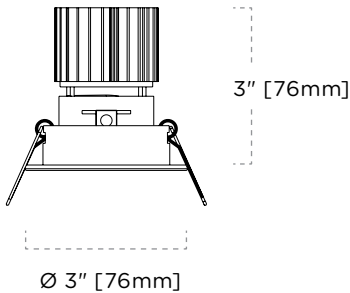
BEAM SPREADS



CEILING CUTOUT



DIMENSIONS



Accents & Millwork

3-640 | Standard LED



Vela

TAG TYPE

ORDER FORM

1	2	3	4	5

1. TRIM

3-640 Vela

2. FLANGE FINISH

- 01** White
- 02** Chrome Plated
- 04** Black
- 05** Matte Silver
- 06** Bronze
- 11** Matte Nickel

3. REFLECTOR FINISH

- SA** Silver Specular
- SAS** Satin Silver
- WHO** White Open Reflector

4. LED MODULE & BEAM

- LED22** 22° Beam
- LED36** 36° Beam

5. COLOR TEMPERATURE

- 27** 2700K
- 30** 3000K
- 40** 4000K

COMPATIBLE DRIVERS

REMOTE 0-10V DIMMING

SMOOTH, FLICKER-FREE DIMMING FROM 100% TO 10%.

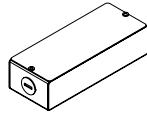
D1CH-DIM

Channels: 1 Voltage: 120/277
Min. Load Units: 2
Max. Load Units: 3



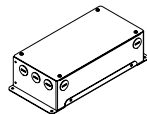
D2CH-DIM

Channels: 2 Voltage: 120/277
Min. Load Units: 1
Max. Load Units: 4/Ch



D4CH-DIM

Channels: 4 Voltage: 120/277
Min. Load Units: 1
Max. Load Units: 4/Ch



REMOTE ELECTRONIC LOW VOLTAGE (ELV)

SMOOTH, FLICKER-FREE DIMMING FROM 100% TO 20%.

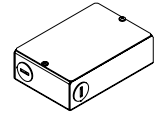
D10W-DIM

Channels: 1 Voltage: 120
Min. Load Units: 1
Max. Load Units: 2



D15W-DIM

Channels: 1 Voltage: 120
Min. Load Units: 3
Max. Load Units: 3



CERTIFICATIONS

