

Guardian™

HS-WL | Standard LED

Wall Light

Our Guardian™ high security wall light was designed for environments which may be witness to abuse or tampering. This fully machined ligature resistant wall mounted reading light boasts many features such as internal locking conduit feeds and a vandal resistant push button switch to name a few.

FEATURES

- Damp location listed
- 0.78" [20mm] x 6" [152mm] Aperture
- Ligature resistant design
- Flush lens design with outer 0.236" [6mm] thick clear tempered glass and inner 0.118" [3mm] thick frosted polycarbonate lens
- Recessed vandal resistant push button switch
- Mounting base consists of single piece aluminum construction suitable for mounting in upward or downward position
- Face plate consists of single piece aluminum construction, mounts to mounting base with pop rivets (4 x 1/8 pop rivets included)
- Quick connect between mounting base and face plate for easy installation and servicing
- Easily mounts onto 4" octagon junction box
- 3W linear LED module, field replaceable
- Integral non-dimmable driver
- Ø 0.875" mounting base hole for wiring over 4" j-box

FEATURES (WL1 CONDUIT FEED ONLY)

- 1/2"-14 NPT threaded hub for rigid conduit feed comes with plug and pin removable from the inside
- Pilot marks for field drilling EMT conduit feed, comes with 1/4"-20 set screw for locking conduit in place

PERFORMANCE SUMMARY

| | |
|-----------------------|--------|
| Color Accuracy (SDCM) | <3 |
| L70 Estimate (h) | 50,000 |
| Color Rendering (CRI) | 80 |
| Source Lumens | 300 |
| LED Wattage | 3.5 |

FLANGE FINISHES

- White
- Matte Silver
- Matte Nickel
- Black
- Bronze

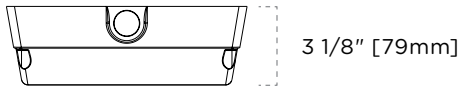
COLOR TEMPERATURE

- 3000K

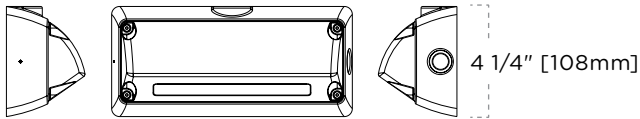


DIMENSIONS (WL1 CONDUIT FEED SHOWN)

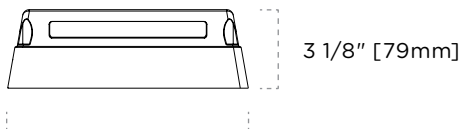
TOP VIEW



FRONT & SIDE VIEWS

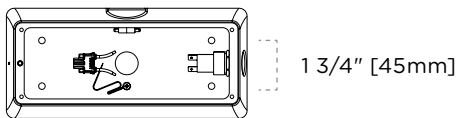


BOTTOM VIEW



9 1/4" [235mm]

MOUNTING DETAIL



6 1/2" [165mm]

CERTIFICATIONS





HS-WL | Standard LED

Wall Light



TAG TYPE

Blank tag type field

ORDER FORM

| 1 | 2 | 3 | 4 | 5 | 6 |
|---|---|---|---|---|---|
| | | | | | |

1. TRIM

HS High Security

2. BODY TYPE

WL1 Wall Light with Conduit Feed

WL2 Wall Light

3. FINISHES

01 White

04 Black

05 Matte Silver

06 Bronze

11 Matte Nickel

4. COLOR TEMPERATURE

30 3000K

5. CRI, LUMENS, SERIES

8003 80 CRI, 300lm

6. VOLTAGE

120 120V

277 277V