

# Contortionist™

4-514-T | Premium LED

## Square Wall Wash

Our Contortionist™ series of hot adjustables twist & turn in ways you'll need to see to believe. These dual axis marvels of flexibility can tilt and rotate with minimal light cutoff - which means - you can aim light precisely where it's needed. Engineered as a three piece system, the trim, light engine, and housing configures to specific lighting needs.

### FEATURES

#### Trim

- 3.125" [79mm] Aperture
- Die-cast aluminum trim
- Two piece and single piece trims are available w/optional regressed aperture glass lens
- Wet location listed
- Trim clips designed for 5/8" [16mm] ceiling thicknesses
- Trimless version available (see separate specifications)
- Ideal spacing 24" on center and 24" away from the wall

#### Light Engine

- Anodized black heat sink and media holder

#### Housings

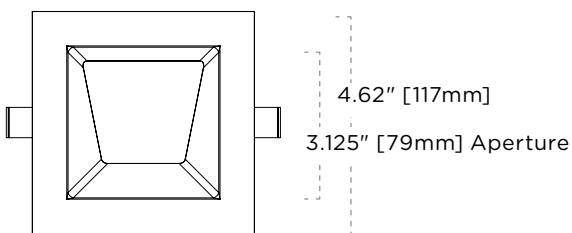
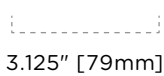
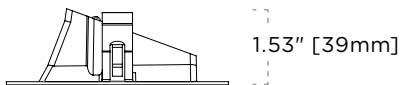
- Rated for insulated. Non-insulated & Chicago plenum ceilings

### LISTINGS

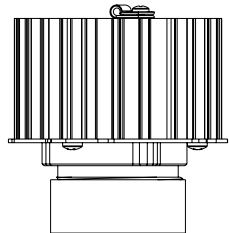


Wet Location

### DIMENSIONS—TRIM



### DIMENSIONS—LIGHT ENGINE



Ø 2.2" [56mm]

### PERFORMANCE SUMMARY—STANDARD DIMMING

Color Accuracy (SDCM)	≤ 1 x 2	
L70 Estimate (h)	50,000	
Color Rendering (CRI)	83	98
Lumen Series	3	
Source Lumens	1000	700
LED Wattage	10	9
Lumen Series	5	
Source Lumens	1500	1000
LED Wattage	14	12
Lumen Series	7	
Source Lumens	2000	1300
LED Wattage	20	17




# Contortionist™

4-514-T | Premium LED

## Square Wall Wash

TAG TYPE



### ORDER FORM

1	2	3	4	5	6	7

#### 1. TRIM

**4-514-T** Square Wall Wash Downlight

#### 2. FLANGE FINISH

- 01** White
- 04** Black
- 05** Matte Silver
- 06** Bronze
- 11** Matte Nickel
- CC** Custom Color<sup>1</sup>

#### 3. REFLECTOR FINISH

- 00** Single piece flange & reflector<sup>2</sup>
- 01** White
- 04** Black
- 05** Matte Silver
- 06** Bronze
- 11** Matte Nickel
- CC** Custom Color<sup>1</sup>

#### 4. MODULE & BEAM SPREAD

**4-XTM40** 40° Beam

#### 5. COLOR TEMPERATURE

- 27** 2700K
- 30** 3000K
- 35** 3500K
- 40** 4000K
- BM27** Beauty 2700K<sup>3</sup>
- VB30** Vibrant 3000K

#### 6. CRI, LUMENS, SERIES

- 8310** 83 CRI, 1000lm, 3 Series
- 9807** 98 CRI, 700lm, 3 Series
- 8315** 83 CRI, 1500lm, 5 Series
- 9810** 98 CRI, 1000lm, 5 Series
- 8320** 83 CRI, 2000lm, 7 Series
- 9813** 98 CRI, 1300lm, 7 Series

#### 7. OPTIONS

**EXT** Extensions Clips (Maximum 2")

#### NOTES

- 1** CC custom color requires factory consultation.
- 2** Flange and reflector are a single piece and painted one color.
- 3** BM27 beauty color temperature is only available in 98 CRI.

## SPECIFICATIONS

### COLOR TEMPERATURES

- 2700K
- 2700K Beauty
- 3000K
- 3000K Vibrant
- 3500K
- 4000K

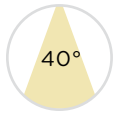
### FLANGE FINISHES

- White
- Black
- Matte Silver
- Bronze
- Matte Nickel

### REFLECTOR FINISHES

- White
- Black
- Matte Silver
- Bronze
- Matte Nickel

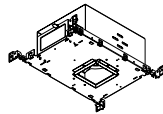
### BEAM SPREADS



## COMPATIBLE HOUSINGS

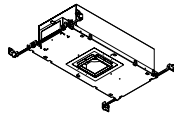
### NON-INSULATED/FRAME IN

L4X-F-SA (Square Adjustable)  
3, 5, 7 Series  
L 13.75" W 9.75" H 5.5"  
L 350mm W 248mm H 140mm



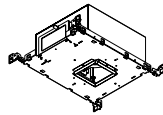
### INSULATED AIRTIGHT

L4X-IC1A-SA (Square Adjustable)  
3, 5 Series  
L 21.125" W 9.75" H 5.75"  
L 537mm W 248mm H 146mm



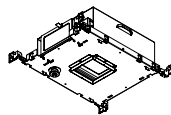
### CHICAGO PLENUM

L4X-CP-SA (Square Adjustable)  
3, 5 Series  
L 13.625" W 10.875" H 5.5"  
L 346mm W 276mm H 140mm



### NON-INSULATED EMERGENCY

L4X-FEM-SF (Square Fixed)  
3, 5, 7 Series  
L 13.75" W 10.875" H 5.5"  
L 350mm W 277mm H 140mm



## CERTIFICATIONS

