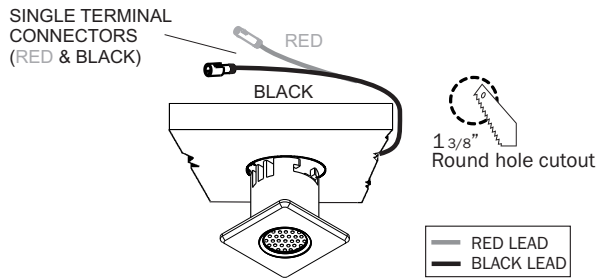
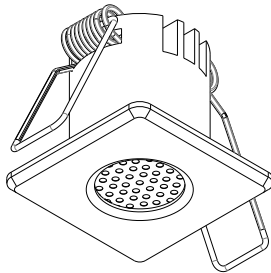
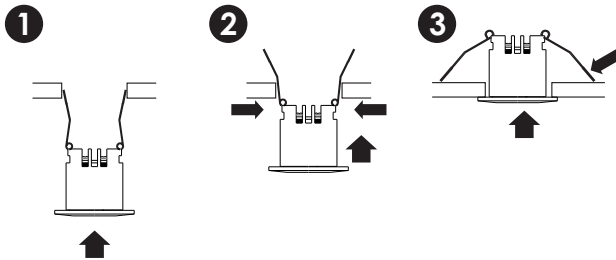


Install Guide

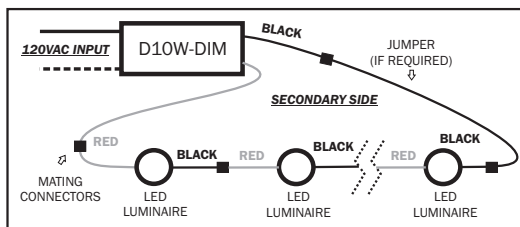
3-610-ULTRA COMPACT SERIES



SPRING CLIP INSTALLATION



D10W-DIM-120 LED DRIVER SUPPORTS TWO TO NINE (2-9) 3-610 SERIES LED ONLY



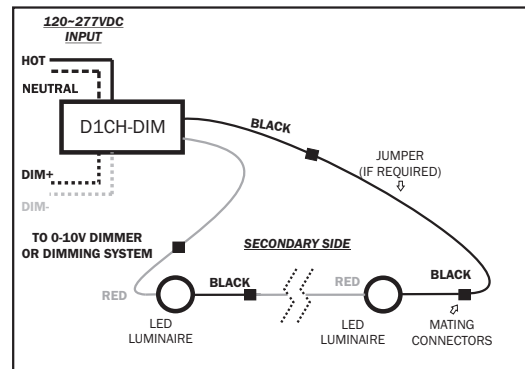
Caution: Ensure Driver is switched **OFF** before connecting LED. Failure to do so will cause **IMMEDIATE LED FAILURE**.

CAUTION TO INSTALLER: This LED device is polarity sensitive and must be wired in series. Mating connectors can only be wired in series, factory made jumper with connectors available if necessary.

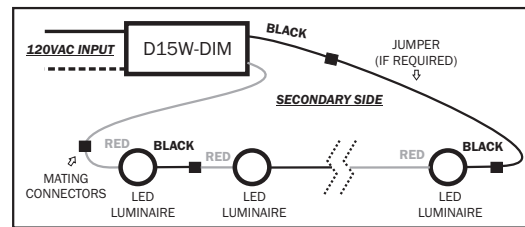
Wiring must be connected as noted in diagrams below. Failure to follow instruction provided will result in damage to luminaire.

- ◆ Rated for non-insulated ceilings only
- ◆ Certified as stand alone luminaire
- ◆ For use with approved LED Drivers, refer to Dasal LED driver specification sheets for compatibility and dimming

D1CH-DIM-120/277 LED DRIVER SUPPORTS ONE TO ELEVEN (1-11) 3-610 SERIES LED ONLY

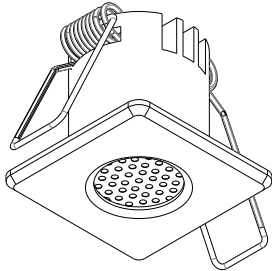


D15W-DIM-120 LED DRIVER SUPPORTS NINE TO THIRTEEN (9-13) 3-610 SERIES LED ONLY

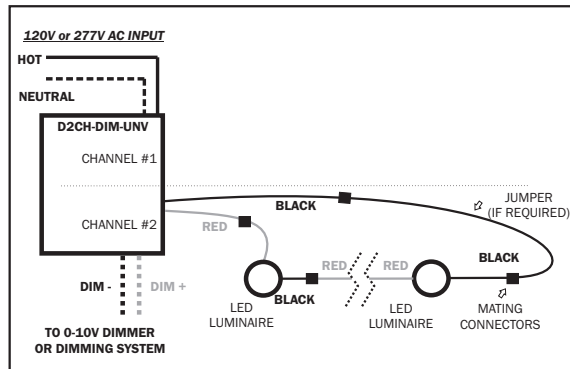


Install Guide

3-610-ULTRA COMPACT SERIES



D2CH-DIM-120/277 2 Channel LED DRIVER SUPPORTS ONE TO SIXTEEN (1~16 per Channel)
3-610 SERIES LED ONLY



D4CH-DIM-120/277 4 Channel LED DRIVER SUPPORTS TWO TO SIXTEEN (2~16 per Channel)
3-610 SERIES LED ONLY

