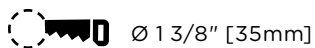
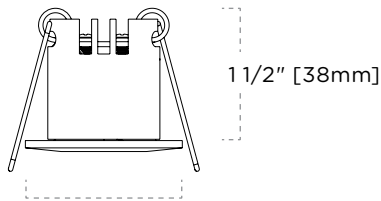




CEILING CUTOUT



DIMENSIONS



Ø 1 5/8" [41mm]

Accents & Millwork

3-600 | Standard LED

Compact Round

Compact recessed lights are ultra-bright for their diminutive size. The single LED source allows mounting close to the subject, highlighting small art pieces or memorabilia with virtually no infrared or damaging ultraviolet light in the beam spread.

FEATURES

- Utilizes low watt LED
- Damp location listed
- Ø 1 5/8" [41mm] Aperture
- Machined aluminum
- Powder coated and plated trim ring finishes
- Trim clips designed for 5/8" ceiling thickness
- Powered by a remote 350mA constant current driver (sold separately)

PERFORMANCE SUMMARY

L70 Estimate (h)	50,000
Color Rendering (CRI)	80
Source Lumens	155
LED Wattage	1

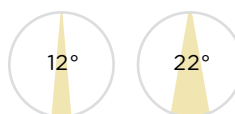
FLANGE FINISHES

- White
- Chrome Plated
- Black
- Matte Silver
- Bronze
- Matte Nickel

COLOR TEMPERATURES

- 2700K
- 3000K
- 4000K

BEAM SPREADS



Accents & Millwork

3-600 | Standard LED

Compact Round



TAG TYPE

ORDER FORM

1	2	3	4

1. TRIM

3-600 Compact Round

2. FLANGE FINISH

- 01 White
- 02 Chrome Plated
- 04 Black
- 05 Matte Silver
- 06 Bronze
- 11 Matte Nickel

3. LED MODULE & BEAM

LED12 12° Beam

LED22 22° Beam

4. COLOR TEMPERATURE

27 2700K

30 3000K

40 4000K

COMPATIBLE DRIVERS

0-10V DIMMING

SMOOTH, FLICKER-FREE DIMMING FROM 100% TO 10%.

D1CH-DIM

Channels: 1 Voltage: 120/277

Min. Load Units: 5

Max. Load Units: 11

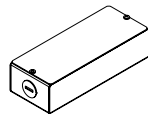


D2CH-DIM

Channels: 2 Voltage: 120/277

Min. Load Units: 1

Max. Load Units: 16/Ch

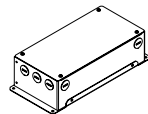


D4CH-DIM

Channels: 4 Voltage: 120/277

Min. Load Units: 2

Max. Load Units: 16/Ch



ELECTRONIC LOW VOLTAGE (ELV)

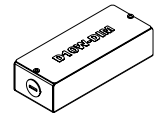
SMOOTH, FLICKER-FREE DIMMING FROM 100% TO 20%.

D10W-DIM

Channels: 1 Voltage: 120

Min. Load Units: 2

Max. Load Units: 9

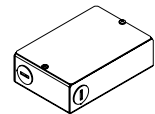


D15W-DIM

Channels: 1 Voltage: 120

Min. Load Units: 9

Max. Load Units: 13



CERTIFICATIONS

