



## Accents & Millwork

511 | Standard LED

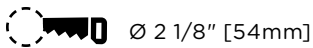
### 1W Millwork Puck Light

These lights are ultra-bright for their diminutive size. The single LED source allows mounting close to the subject, highlighting small art pieces, or memorabilia with virtually no IR or UV damage from the beam. It mounts horizontally or vertically in niches and millwork.

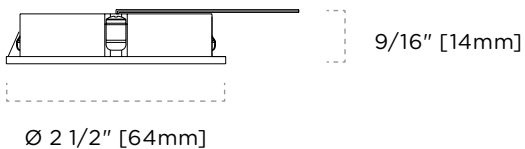
#### FEATURES

- Utilizes low watt LED
- Damp location listed
- Ø 2 1/8" [54mm] Aperture
- Machined aluminum
- Frosted glass cover standard
- Push fit installation for recessed fixture
- 6ft [2m] lead standard
- Powered by a remote 350mA constant current driver (sold separately)

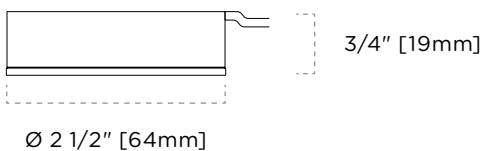
#### CEILING CUTOUT



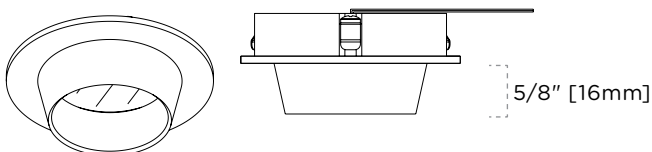
#### DIMENSIONS—RECESSED MOUNT



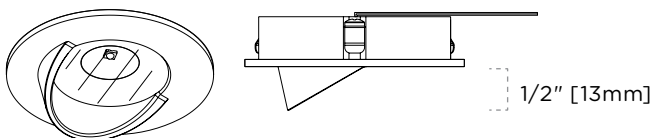
#### DIMENSIONS—SURFACE MOUNT



#### DIMENSIONS—OPTIONAL SNOOT



#### DIMENSIONS—OPTIONAL EYELID



#### PERFORMANCE SUMMARY

L70 Estimate (h)	50,000
Series	—
Color Rendering (CRI)	80
Source Lumens	80
LED Wattage	1

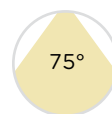
#### FLANGE FINISHES

- White
- Black
- Matte Silver
- Bronze
- Matte Nickel

#### COLOR TEMPERATURES

- 2700K
- 3000K
- 4000K

#### BEAM SPREAD



# Accents & Millwork

511 | Standard LED

## 1W Millwork Puck Light



### TAG TYPE

### ORDER FORM

1	2	3	4	5

#### 1. TRIM

**511** 1W Millwork Puck Light

#### 2. LAYOUT

**050** Recessed Mount

**072** Surface Mount

#### 3. FINISH

**01** White

**04** Black

**05** Matte Silver

**06** Bronze

**11** Matte Nickel

#### 4. COLOR TEMPERATURE

**27** 2700K

**30** 3000K

**40** 4000K

#### 5. OPTIONS

**EYELID** Optional Integral Eyelid

**SNOOT** Optional Integral Snoot

### COMPATIBLE DRIVERS

#### REMOTE 0-10V DIMMING

**SMOOTH, FLICKER-FREE DIMMING FROM 100% TO 10%.**

##### D1CH-DIM

Channels: 1 Voltage: 120/277

Min. Load Units: 5

Max. Load Units: 11

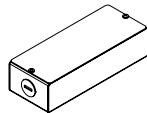


##### D2CH-DIM

Channels: 2 Voltage: 120/277

Min. Load Units: 1

Max. Load Units: 16/Ch

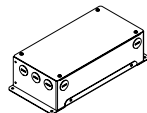


##### D4CH-DIM

Channels: 4 Voltage: 120/277

Min. Load Units: 2

Max. Load Units: 16/Ch



#### REMOTE ELECTRONIC LOW VOLTAGE (ELV)

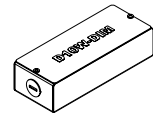
**SMOOTH, FLICKER-FREE DIMMING FROM 100% TO 20%.**

##### D10W-DIM

Channels: 1 Voltage: 120

Min. Load Units: 2

Max. Load Units: 9

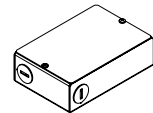


##### D15W-DIM

Channels: 1 Voltage: 120

Min. Load Units: 9

Max. Load Units: 13



### CERTIFICATIONS

