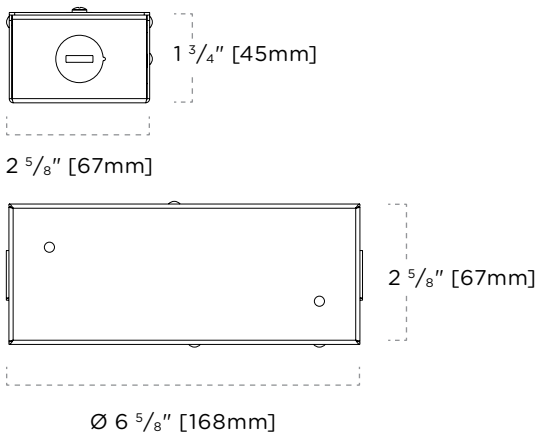




DIMENSIONS



Drivers

D10W-DIM | Standard LED

10W ELV Driver

FEATURES

- ELV dimming
- Dimmable 100-20%
- 120V 50/60Hz input, 0.15A
- 85% efficiency at full load
- 350mA constant current output
- Power factor of >0.7
- UL Class 2 recognized component E256806
- 50°C maximum ambient temperature
- Overload, underload, over-current, short-circuit, and auto-recovery protection
- Compatible with an array of ELV dimmers that are dimmable down to 20%

SERIES WIRING



WIRING SETUP

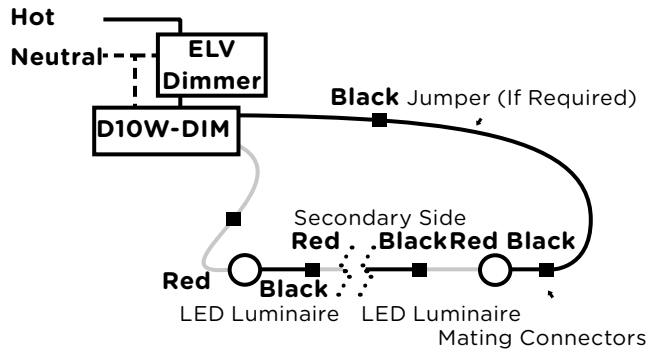
120 Volts
 AC Input

SERIES WIRING NOTE

All LEDs must be wired in series. Failure to do so will cause immediate LED failure and void warranty.

WIRING NOTE

Ensure that power is switched off before connecting or hardwiring the LED product. Failure to do so will cause immediate LED failure



Drivers

D10W-DIM | Standard LED

10W ELV Driver



TAG TYPE

--

ORDER FORM

1	2

1. DRIVER

D10W-DIM 10W ELV LED Driver

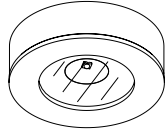
2. VOLTAGE

120

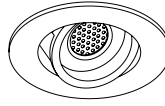
COMPATIBLE TRIMS

1W TRIMS

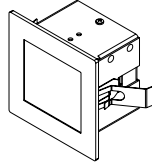
511
1W Cabinet Light
Min. Load Units: 2
Max. Load Units: 9



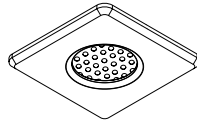
2-220
Mini Turno
Min. Load Units: 2
Max. Load Units: 9



2-315
315 Wall Light
Min. Load Units: 2
Max. Load Units: 9

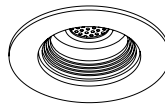


3-610
Compact Square
Min. Load Units: 2
Max. Load Units: 9

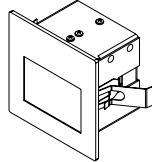


2W TRIM

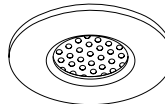
2-230
Mini Aurora
Min. Load Units: 2
Max. Load Units: 9



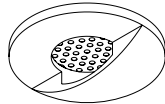
2-305
305 Wall Light
Min. Load Units: 2
Max. Load Units: 9



3-600
Compact Round
Min. Load Units: 2
Max. Load Units: 9

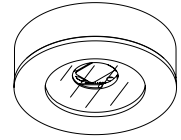


3-620
Compact Eyelid
Min. Load Units: 2
Max. Load Units: 9



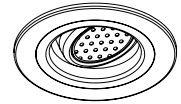
4W TRIM

515
4W Cabinet Light
Min. Load Units: 1
Max. Load Units: 3

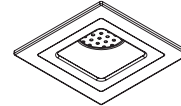


5W TRIM

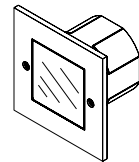
3-630
Draco
Min. Load Units: 1
Max. Load Units: 2



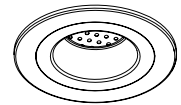
3-645
Square Vela
Min. Load Units: 1
Max. Load Units: 2



2-400
SS Wall Light
Min. Load Units: 1
Max. Load Units: 2



3-640
Vela
Min. Load Units: 1
Max. Load Units: 2



CERTIFICATIONS

